

ACE

NXP150

NextGen Multi Activity Crane

Crane Capacity : 15 tonnes
Man Lift Height : 21 Meters
Aerial Access Platform cum
Articulated Rough Terrain Crane

ACE INDIA'S NO. 1
CRANE BRAND

**PATENT
Pending**





Specifications

NXP 150

LIFTING CAPACITY (Free on wheels)	15 Tonnes Pick 'N' Carry Duty 230 Kgs Aerial Platform Duty	TYRES	11.00 x 20 (4 Nos.) 14.00 x 25 (2 Nos.)
ENGINE	Tata 4 cylinder, water cooled diesel engine or equivalent engine	Wheel base	4150 mm
Rated Power	49 bhp at 2200 RPM	Wheel track	Front 1900 mm Rear 1800 mm
STEERING	Full power orbitrol with twin hydraulic double acting cylinders and 40° articulation on either side	HOIST	Winch is driven by hydraulic motor and fitted with rope tensioner. Hoisting is provided through self adjusting hook block employing 4 falls of 13 mm dia rope
Turning Radius	6.5 mtrs (approx)	Hoist Speed	50 Mtrs./Min. (Line Speed)
TRANSMISSION	Heavy duty synchromesh transmission with 8 forward and 2 reverse speeds and Hi-low drive selector for creep speed Front axle is rigidly mounted on the chassis and rear drive axle is mounted with leaf springs Heavy duty hydraulic clutch	BOOM LUFFING	
Top Speed	32 KMPH on even metaled road (without load)	Range	-3° to + 75°
Gradeability	40% (unladen)	SAFETY	<ul style="list-style-type: none"> ● Front outriggers ● Safe load indicator system with hydraulic cutoff ● Basket capacity limiter (230 Kgs) ● Over Hoist hydraulic cutoff ● Hose failure protection ● Audio over hoisting indication ● Safety brakes on hoist ● Self adjusting hook block ● Front and side Proximity Sensors ● Front and rear wheel guards
HYDRAULIC SYSTEM	<ul style="list-style-type: none"> ● Gear/Intra Vane type Main Pump ● Five spools control valve with built in Relief valve for crane operation ● Three spools control valve for basket operation ● Suction line has 100 mesh size strainer while return line is fitted with 25 micron full flow filter ● Two double acting lift cylinders, two double acting steering cylinders and one double acting extension cylinder 	STANDARD EQUIPMENT	<ul style="list-style-type: none"> ● Front mounted fully enclosed wide view cabin ● Rear View Camera ● Front and rear work lights ● Beacon rotating light ● Reflectors & Rear View Mirrors ● Tool Kit ● Cabin Fan ● Gauges <ul style="list-style-type: none"> a) Water temperature b) Engine oil pressure c) Fuel Gauge d) RPM meter cum hour recorder e) Air Pressure Gauge f) Speedometer
BRAKES	<ul style="list-style-type: none"> ● Dual Circuit Brakes ● Fully air actuated brakes on rear wheels and pneumatically assisted hydraulic brakes are provided on front wheels ● Parking brake is pneumatically operated, fail safe type 	OPTIONAL EQUIPMENT	<ul style="list-style-type: none"> ● Fly jib : 2.7 Mtrs., (1.25 Tonnes Capacity) ● Spark arrestor ● Fire extinguisher ● Drag Winch ● Cabin front glass protector ● Helper/Slinger seat ● Variant Model: Fitted with Tata 76 bhp engine
ELECTRICAL SYSTEM	12V. Negative earth with 35 amp. Alternator & 75 amp. hr. battery	OPERATING WEIGHT	
TELESCOPIC BOOM	<ul style="list-style-type: none"> ● 4 section slotted boom with 2 sections hydraulically operated & synchronized and 4th section power extended ● Double acting hydraulic cylinder with counter balance safety valve is provided for boom telescoping 	Front Axle	5570 Kgs.
		Rear Axle	9710 Kgs.
		Total Weight	15310 Kgs.

ACE



NXP150 MAN LIFT CRANE

AERIAL PLATFORM

Access platform / Man Lift Basket is provided with quick coupling connections for easy and fast Installation / Removal

Length	1800 mm (1.8 m)
Width	910 mm (0.91 m)
Capacity	230 Kgs (Rated at 60%)
Maximum Working Height	21 m
Maximum Platform Height	19 m
Maximum Horizontal Outreach	16.6 m
Jib Angle - Up	70°
- Down	70°
Jib Articulation Range	140° with 2 Mtrs. above & 2 Mtrs. below horizontal
Platform Rotation	180° (90° on either side) Hydraulically Driven through Slew / Rotary Drive



Jib
Articulation



Platform Rotation





- **FRONT OUTRIGGERS**
Front Outriggers for added safety during high lift / man lift operations.



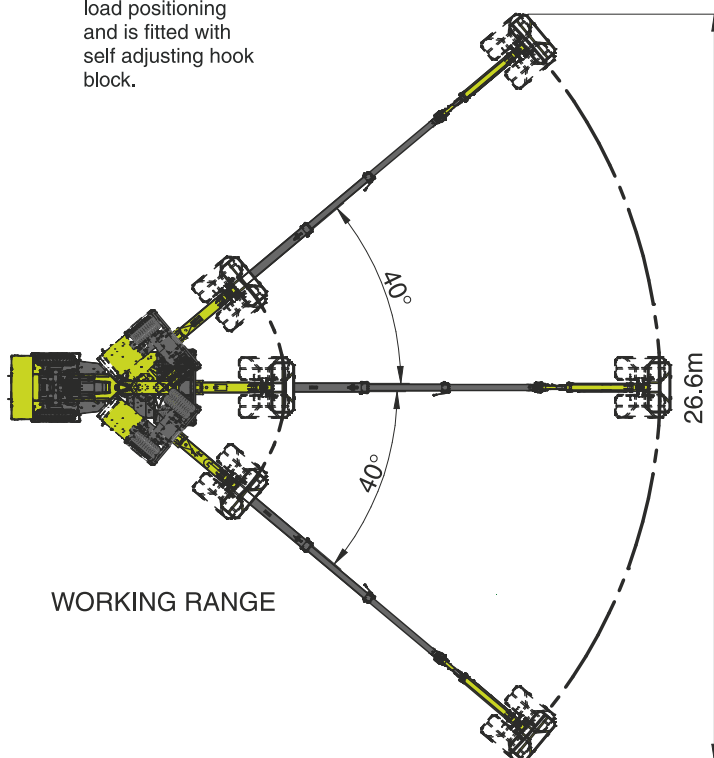
- **SLOTTED BOOM**
Facilitates easier load positioning and is fitted with self adjusting hook block.



- **CABIN**
Front mounted, ergonomically designed cabin for better visibility and driveability

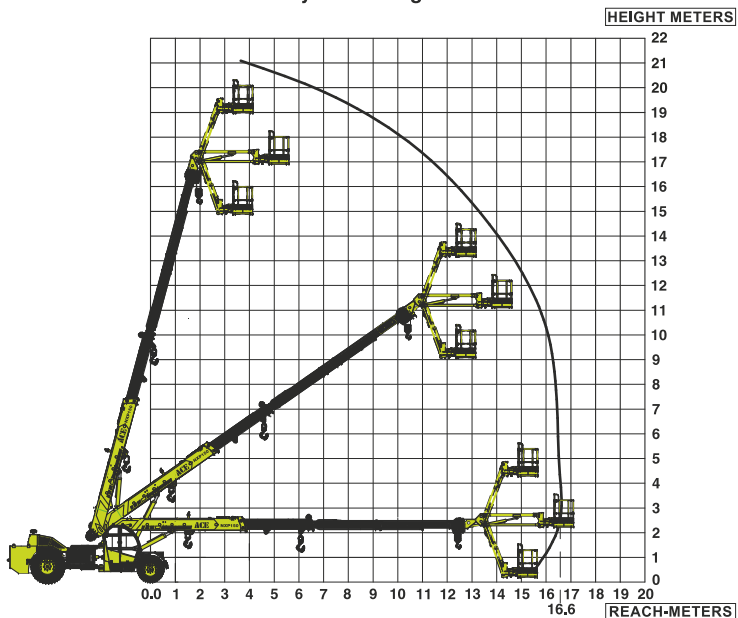


- **GROUND CLEARANCE**
Ground clearance of 350mm for easier rough terrain operation.



Man Basket Load Chart

- Man Basket Maximum Capacity - 230 Kgs
- Front outriggers are provided for added safety
- SWL is based on 60% Stability and Strength.

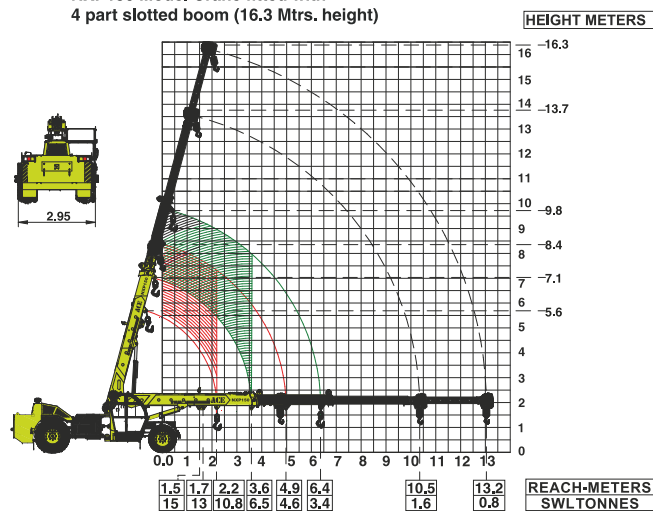


All dimensions are in Meters ±5%

Pick N Carry Load Chart

- Max. capacity flyjib : 1.25 tonnes
- Max. capacity manual extension : 2.0 tonnes
- SWL is based on IS4573


NXP150 Model Crane fitted with 4 part slotted boom (16.3 Mtrs. height)



All dimensions are in Meters ±5%

ACE

Mobile Cranes (9-80 Tonnes)



Tractors



Forklifts



Harvester Combine



Vibratory Rollers



Backhoe Loader



Crawler Cranes


Motor Grader



Piling Rigs



Tower Cranes



Mobile Tower Cranes

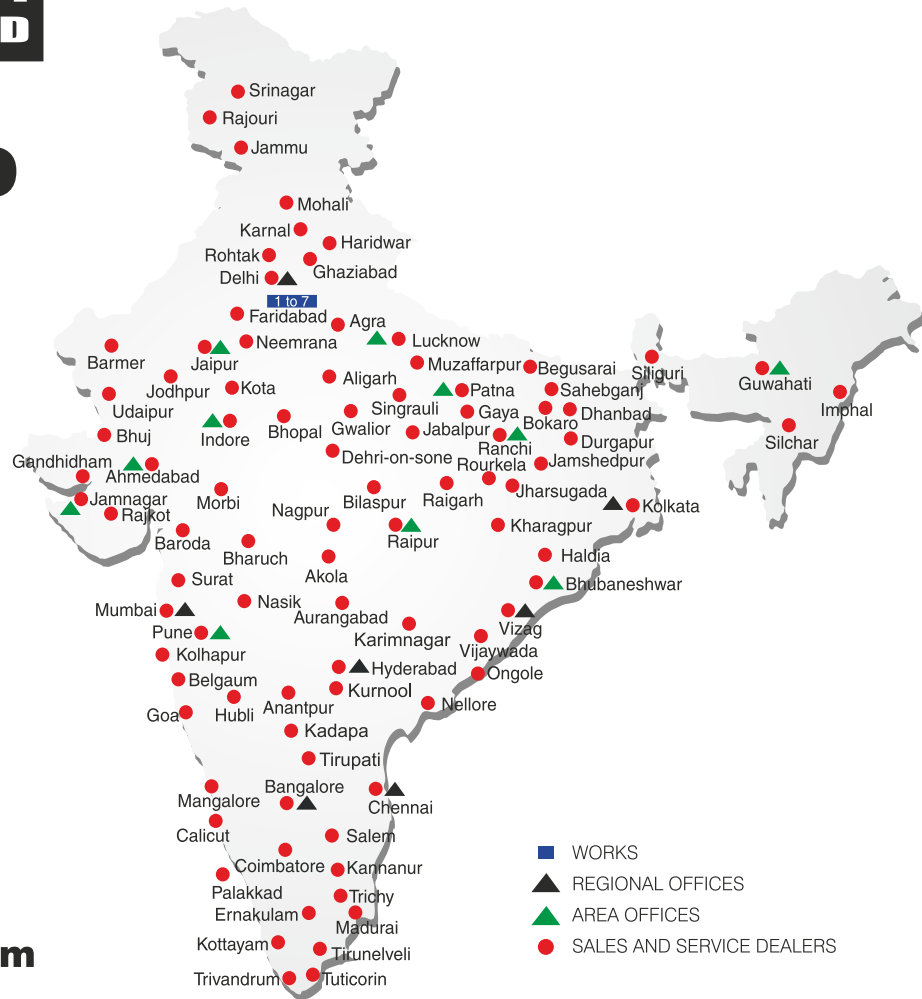


BUILT TO PERFORM



**RELIABLE AND
DEPENDABLE
EFFICIENCY**

NETWORK



**Toll Free Help Line
1800 1800 004**

www.ace-cranes.com

MARKETING H.Q.

4th Floor, Pinnacle
Surajkund, NCR-121009
Ph. : +91-129-4550000
Fax : +91-129-4550022
E-mail: marketing@ace-cranes.com

REGISTERED OFFICE

Dudhola Link Road, Dudhola
Palwal-121102, Haryana
Ph.: +91-1275-280111
Fax: +91-1275-280133
CIN : L74899HR1995PLC053860

MUMBAI OFFICE

31, "Kalpataru Court"
Chembur, Mumbai - 400074
Ph.: +91-22-25206846, 25207070
Fax: +91-22-25207071
E-mail: acemumbai@ace-cranes.com

KOLKATA OFFICE

"Forma Towers" 84-A, Second Floor
AJC Bose Road, Kolkata - 700014
Ph.: +91-9038070630
E-mail: acekolkata@ace-cranes.com

CHENNAI OFFICE

1st Floor, "Alsa Regency", 165
Eldams Road, Alwar Pet
Chennai - 600018
Ph.: +91-44-24314253
Fax: +91-44-24314252
E-mail: acechennai@ace-cranes.com

HERE TO SERVE YOU.

SPARE PARTS & SERVICE

ACE has all India Sales and Service network operating out of all the major cities. These outlets are fully equipped to provide genuine spare parts and services by company trained engineers. These outlets are further supported by company officials based at Delhi, Mumbai, Chennai, Kolkata, Ahmedabad, Surat, Pune, Jaipur, Chandigarh, Ranchi, Raipur, Indore, Bhubneshwar, Lucknow, Jamnagar, Hyderabad, Bangalore, Guwahati, Patna, Vizag & Kochi.



Action Construction Equipment Ltd.

Contact:



ACE reserves the right to alter any specifications without prior notice. Dimensions, weights & capacities mentioned herein are variable by ± 5%. Accessories if shown are not part of the Standard Equipment.